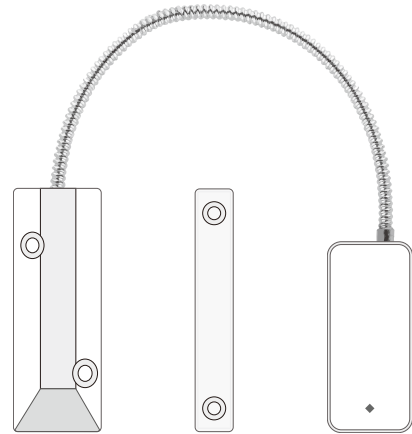

Specification of **Wireless Garage Door Sensor**



Features

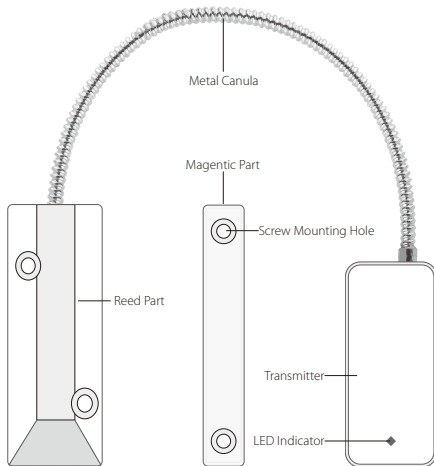
The wireless garage door sensor is an accessory of smart alarm system.

It's fashion design, energy saving, low battery alert supported and with long transmission distance. The system would inform users to replace the battery by App when needed. When the shuttle door is opened under armed status, the sensor will trigger alarm.

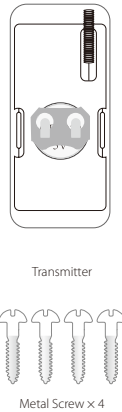
Parameters

• Working Voltage	DC 3V
• Battery	1 × CR2032 button battery (3V)
• Working Current	20mA
• Standby Current	2μA
• Transmission Distance	Without obstacle 200m
• Transmission Frequency	433.92MHz
• Working Temperature	-10 C ~40 C
• Humidity	≤90%rh (non-condensing)
• Weight	148.1g(battery not included) 159.5g(battery included)
• Dimension	80.0mm*38.2mm*13.3mm (L*W*H)

Appearance



PCB Layout



Operating Instructions

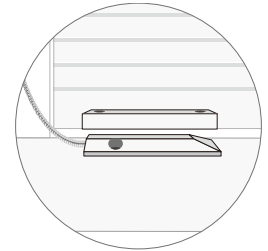
1. Working principle

The transmitter sends trigger signal to paired main panel when the magnet mounted near is moved apart.

2. Pairing with main panel

Scanning the QR Code for Pairing.

- ① Scan the QR code printed on this accessory by App.
- ② The pairing result would be confirmed in App.



Installation & Notice

- Open the case and remove the battery insulative strip.
- Pairing main panel by App or PC client before installing.
- Install the magnetic part on garage door and reed part on ground with screws provided. Attach the transmitter with double-side sticky tape on wall.
- Make sure the distance between reed part and magnetic part is less than 1cm.

Entry Delay & Home Arm Settings

This sensor supports Entry Delay and Home Arm features. Which can be adjusted in App/PC client.

Entry Delay feature : when the sensor is triggered while the system is in Arm/Home Arm status, the system will wait for preset time until the alarm goes off.

Home Arm feature : when the sensor with this feature enabled is triggered while the system is in Home Arm status, the alarm will go off.

- For networking alarm system, this sensor could be checked in Entry Delay and Home Arm list of the App to turn on/off each feature.
- For other alarm system, this sensor could enable/disable with Entry Delay or Home Arm feature in Accessory Management function of App/PC client.

Battery Replacement Instructions

